

# ***MAULE*** ***S.T.O.L. AIRCRAFT***

Maule Off-Airport Clinic by God's Country Aviation,  
Photo courtesy of God's Country Aviation



MAULE AIR, INC. 2099 GA Hwy 133 South, Moultrie, GA 31788 / Phone (229) 985-2045 / [www.mauleairinc.com](http://www.mauleairinc.com)



Models, Equipment, Colors and Other Items Are Subject To Change At Any Time Without Notice. 2025 Edition 09012024





*Whether your next adventure takes you  
camping in the remote wilderness,...*



*...exploring the edge of a glacier,...*





*...off the beaten path,...*





*...or somewhere in between;...*



MAULE M-7-260 with an IO-540-V4A5 on Amphibious Floats in the Bahamas  
Photo courtesy of Paul Harding



***...the MAULE gives you the freedom to travel the world,  
without changing planes...***





*...and has enough seats to bring your family with you.*



MAULE M-7-235 with Five Seats  
Photo courtesy of God's Country Aviation





Photos courtesy of M. Sorensen, C. Zinsmeyer, P. Villarreal Smith, and T. Rice

Since 1962, legendary STOL MAULE aircraft have been operating on every major continent except Antarctica...at least not yet. From Cape Town, South Africa to Barrow, AK, and Spruce Creek, FL to Perth, Australia, the MAULE is recognized around the globe for its ability to take off and land where others cannot. It's **short-field performance, long-range, and docile flight characteristics**, coupled with a modular cabin allowing for a variety of seating and cargo configurations, make the MAULE the **best choice** for almost every conceivable flight in a light aircraft.





MAULE M-7-235 with O-540-B4B5 in Alaska  
Photo courtesy of North River Air

**STRENGTH, RUGGEDNESS, and RELIABILITY** are hallmarks of the MAULE design. The MAULE fuselage is constructed of **4130 chromoly steel** in a truss-type framework, creating a **strong roll cage** around the cabin occupants. It is powder-coated to provide **excellent corrosion resistance** and is covered with Ceconite, a synthetic material that is **extremely durable** and **easily repairable** in the field. The wings, flaps, and ailerons are all metal construction for **long life** and **serviceability**. The engine cowling is a strong composite construction. The MAULE is built to last.



## AGILE, VERSATILE, FUN

**MAULE** aircraft are **Fun, Easy to Fly, 4 or 5 Seat Taildragger or Nosewheel STOL** airplanes.

Most models can be outfitted with **floats, skis, or bush tires**.

Very agile and versatile with a large, **easy-to-access cargo area** and clamshell cargo entry doors, the **MAULE** is a favorite among **bush pilots, commercial operators, and private pilots**.







The Embry-Riddle Aeronautical University Eagles Flight Team  
Spot Landing in a MAULE MXT-7 with a 180 hp O-360 Lycoming  
Photos courtesy of J. C. Swain

### THE RIGHT PLANE, RIGHT FROM THE START

In addition to private owners and commercial operators, the MAULE aircraft is used extensively by **University Flight Programs** and Flight Teams, Private Flight Schools, and Parents to teach the **next generation of pilots** the skills and enjoyment of flight.







**MAULE MXT-7-180 with O-360-C1F**  
Primary Trainer Aircraft for the Fuerza Aérea Hondureña  
Photo by Brent Maule

## THE RIGHT PLANE FOR THE MISSION

Military, Law Enforcement, Fish and Wildlife Agencies, Forestry Commissions, The Civil Air Patrol and other Government Organizations around the World trust the **MAULE** to **complete their missions**.

A perfect blend of **performance** and **fuel efficiency** allows **MAULE** operators to carry out their missions effectively while staying well within their budget. The **MAULE modular platform** can be equipped for specific mission requirements including an **EO/IR camera** and various observation packages for ISR missions. Its ability to fly safely at very slow speeds makes it a **perfect light observation aircraft**.



**MAULE MT-7-235 with IO-540-W1A5**  
Primary Trainer Aircraft for the Ecuadorian Army  
Photo by Brent Maule



## Customizable and Adaptable ISR Mission Platform from MAULE

Maule provides a cost-efficient, adaptable aircraft for the growing **Intelligence, Surveillance, & Reconnaissance** needs around the globe. The Maule design provides a customizable aircraft with modular capabilities, that can loiter for more than 8 hours.

This adaptable platform allows you to configure your mission package to meet your ISR requirements. The modular design accommodates various components to fulfill specific mission needs.



MAULE MT-7-235 with IO-540-W1A5  
Glider Tow / SAR plane in the US Civil Air Patrol  
Photo courtesy of Skytamer.com

MAULE MX-7-180B with Integrated EO/IR System and Special Mission Radio Package

Photo by Brent Maule



# THREE MAIN LANDING GEAR STYLES

**MAULE** aircraft are available in two fuselage sizes, each with three distinct landing gear configurations;

- **OLEO STRUT:** Taildragger with an Oleo Strut, Oil and Spring Suspension, Main Landing Gear
- **ALUMINUM SPRING GEAR:** Taildragger with an Aluminum Spring Main Landing Gear
- **NOSE WHEEL:** Trigear with a Steerable Nosewheel and an Aluminum Spring Main Landing Gear



MAULE M-7-235A with Oleo Strut Main Gear



MAULE M-9-235 with Aluminum Spring Main Gear



Oleo Strut Model



Aluminum Spring Gear



Nosewheel Model



# Side-By-Side Seating

**All Maule aircraft come with 4 Seats,  
Two Row, Side-by-Side Seating**

**MX-7 and MXT-7** models have **4 seats available plus a luggage area** and are powered by the fuel-efficient 180 horsepower Lycoming O-360-C1F engine, which can be equipped with an **Auto-Fuel STC** to burn Unleaded Mogas.

**M-7 and MT-7** models have a slightly **larger 4+1 seating configuration with the optional 5<sup>th</sup> seat** in the rearmost cabin area. The luggage area is **3 inches taller and 5 inches deeper** to accommodate a **full-size seat**. M-7 and MT-7 models have three powerful 540 cubic inch Lycoming engine choices including a Carbureted (taildragger model only) and a Fuel-Injected 235 horsepower version and a Fuel-Injected 260 hp engine. The Lycoming O-540-B4B5 carbureted engine can be equipped with an **Auto-Fuel STC** to burn Unleaded Mogas and is available on the taildragger models only.

**M-9** models have the same **4+1 seating/cargo capacity** as our M-7 models, but have a higher **2800 lb. gross weight**, for 300 lbs. of additional weight carrying capacity.



MAULE M-7-235B on Aqua Floats  
Photo courtesy of P. Harding



*DOORS and WINDOWS of OPPORTUNITY Abound with the* **MAULE**



MAULE M-7-235 with IO-540-W1A5  
Photo courtesy of God's Country Aviation



# MAULE Cargo Area

MAULE Aircraft Come Standard with Dual Clamshell Cargo Doors, Quick Disconnect Rear Seat, and a Generous Cargo Area (~38 Cubic Feet in MX-7 Models) (~42 Cubic Feet in M-7/M-9 Models)



Photos courtesy of Backcountry Aviation, R. Lane, and P. Harding



# MAULE MX-7 Series

## Cargo Area

Max. Door Opening  
51.5" (131 cm) Length  
28.5" (72 cm) Height  
At Widest Points

Max. Height 42" (107cm) Floor to Headliner

Max Floor Width  
34" (86cm)

Max. Floor Length 55" (140cm) Bulkhead to Seat Bracket



# MAULE M-7 / M-9 Series

## Cargo Area

Max. Door Opening  
55.5" (141 cm) Length  
28.5" (72 cm) Height  
At Widest Points

Max. Height 43" (109cm) Floor to Headliner

Max Floor Width  
34" (86cm)

Max. Floor Length 60" (152cm) Bulkhead to Seat Bracket



***ADVENTURE is Standard Equipment in Every MAULE***



**MAULE M-7-235 in an Extinct Volcano**  
Photo courtesy of God's Country Aviation



# MAULE Standard Features

## Simple To Operate Door Locking System



## Dual Caliper Brakes

Increased braking area compared to a single-caliper brake setup.



## Gas Piston Swing-Out Window

- Designed for Single-Hand Use
- Fly Fully Opened @ 120 mph
- Pilot and Copilot Swing-Out Window



## Dual Tail Struts

Dual horizontal stabilizer lift struts provide additional rigidity to the stabilizer



- Stainless Steel Door Sills for enhanced durability
- Flap -7 Degree Setting for Increased Cruise Speed
- Two Position Rear Seat for an additional 3" legroom in M-7/M-9 Models



# Standard Observation Package, Super Skylight, and Swing-Out Windows

## Pilot & Passenger Observation Package

Plexiglas in the Lower Panel of the Pilot, Copilot, Passenger Doors, and the Pilot Side Observation Window

\* Removable Door Panel Insert is Optional



## Smoke Tint Plexiglas - All Windows and Windshield

## Gas Piston Swing-Out Window

- Designed for Single-Hand Use
- Fly with Window Fully Opened @ 120 mph
- Pilot and Copilot Swing-Out Window



## Super Skylight with Roll Shade

Provides Excellent Visibility Over the Pilot and Copilot Seats





# Engine Data Management

## J.P. Instruments EDM-930 (Standard Equipment)

The JPI EDM-930 Complete Engine Data Management System, is a Primary System to Replace Analog Engine Gauges with an LCD Display which includes:

- Amp/Voltmeter
- Carburetor Temperature (0-360 & 0-540 Models Only)
- CHT & EGT for Each Cylinder
- Fuel Flow
- Fuel Pressure
- Fuel Quantity for Each Fuel Tank
- Hobbs® Timer
- Lean Find finds the First and Last Cylinder to Peak
- Manifold Pressure Tachometer
- Oil Pressure
- Oil Temp
- OAT
- Shock Cooling Monitored on Each Cylinder

The EDM-930 monitors fuel quantity for each tank, and all engine functions to help you protect your engine and keep it running at optimal performance.

## Available in Two Models

- **JPI EDM-930-4CP-4** - Engine Data Management System with Fuel Flow for the 0-360, 4-cylinder engine models
- **JPI EDM-930-6CP-4** - Engine Data Management System with Fuel Flow for 0-540 or 10-540, 6-cylinder engine models





# STANDARD EQUIPMENT

All MX-7, M-7, M-9 Models Unless Otherwise Noted

## Airframe and Wings

- Welded Tubular 4130 Chromoly Steel Fuselage and Tail Section, Stabilizers, Elevators, and Rudder
- Airframe Float Reinforcements
- Dual Horizontal Stabilizer Strut Set
- Float Fittings - Aft Attach Points: Weld-In
- Float Fittings - Forward Set: (Nosewheel Models Only)
- Fuselage, Tail Surface and Rudder Covering: Ceconite
- Grab Handles on Fuselage for Lifting/Moving
- Stainless Steel Main Horizontal Stabilizer Tail Strut
- All Metal Ailerons and Flaps: Aluminum Spars, Ribs, Skin
- All Metal Wings: Aluminum Spars, Ribs, Skin
- Steel Tie Down Rings
- Tail Surface and Rudder Covering: Ceconite

## Corrosion and Covering Protection

- Powder Coating on Airframe, Engine Mount, and Door Frames
- Urethane Paint System Base Color: Glacier White or Dune White
- Wing Corrosion Proofing
- Sealed Wing Lift struts are internally coated with oil.

## Cabin and Cargo

- Adjustable Front Seats with Integrated Seat Back Pockets:
- Pilot and Copilot - Side-by-Side
- Rear Seats - Completely Removable 2nd Row Sling Seat:
- Side-by-Side - Adjustable Two Position M7 / MT7 / M-9
- Cargo Tie Down Straps
- Full Cabin Floorboards
- Fully Upholstered Interior: Seats, Headliner, Door/Side Panel/Trim
- Lockable Cabin Entry Doors: Pilot (Keyed), Copilot, Rear
- Passenger and Cargo
- Stainless Steel Entry Door Sills

## Comfort and Convenience

- Adjustable Window Vents
- Auxiliary Power Plug-in Instrument Panel
- Cabin Fresh Air Vents: Pilot and Copilot
- Cabin Heater Vents: Front and Rear Passenger
- Cabin Sound Proofing and Insulation
- Cabin Steps: Pilot and Copilot Doors
  - Rear Passenger Entry Door Cabin Step (MXT-7 & MT-7 Only)
- OBSURV 4 Package: Pilot, Copilot, and Passenger Observation Door and Observation Window behind Pilot
- Smoke Tint Windshield and All Cabin Windows
- Super Skylight with Roll-Share (Can Be Substituted With Enclosed Cabin Top If Ordered Before Fuselage Welding Begins)
- Swing Out Window (Fully Opening): Pilot and Copilot Side
- Windshield Defroster

## Electrical and Lighting System

- Alternator (60 Amp)
- Battery - 12V (14V system)
- Circuit Breakers
- Instrument and Dome Lights
- Landing Light In Wing: Left (Taxi) and Right
- Lightweight Starter
- Navigation Lights
- Omni Antenna
- Wing Tip Strobe Lights

## Firewall Forward

- Composite Two-Piece Split Engine Cowling
- Spin-On Oil Filter
- Stainless Steel Exhaust System with Muffler Heat Shroud
- Stainless Steel Firewall



# STANDARD EQUIPMENT

All MX-7, M-7, M-9 Models Unless Otherwise Noted

## Fuel System

- Auxiliary Fuel Pump
- Fuel Drains (7): One Fuel Sump Drain in Each Tank
- Two Low-Point Drains, One Gascolator
- Fuel Tanks (Aluminum) – 4 Tanks: 85 gals. Useable
  - 2 Main Tanks: 21.5 gals. Useable
  - 2 Auxiliary Tanks: 21 gals. Useable
- Fuel Transfer Pumps for Auxiliary Tanks
- Fuel Selector Valve (Left, Right, Both, and Off)
- Gravity Feed Fuel System - No Header tanks

## Wheels and Brakes

- Aluminum Wheels and Hydraulic Brakes  
(Dual Caliper – All Models)
- 7.00 x 6 Main Landing Gear Tires
- Parking Brakes
- MAULE Steerable Tundra Tailwheel (N/A M(X)T Models)

## Instrument Panel

- Compass – Magnetic
- Airspeed Indicator
- Altimeter
- JPI EDM-930

## Safety Features

- 3 Point, Inertia Reel Shoulder Harnesses: All Seats
- 406 MHz Emergency Locator Transmitter (ELT)
- Audible and Visual Stall Warning Indicator
- Complete 4130 Chromoly Steel Fuselage
- Dual Control Yokes
- Dual Rudder Pedals and Toe Brakes
- Four Position Fuel Selector Valve
- with Integrated Safety Features
- Heated Pitot Tube

## MAULE Unique Standard Features

- Flap -7 Degree Setting for Increased Cruise Speed
- Four Doors and Four Seats
- Easy Access Rear Passenger / Cargo Doors
- Open Away from Each Other which Allows for the Loading of Long Objects
- Side-by-side pilot and Copilot Seating
- Side-by-Side Passenger Seating
- Quick Removal 2nd & 3rd Row Seats for More Cargo Area
- Larger Cargo Area for Optional 5<sup>th</sup> Seat – M(T)-7 / M-9 Series





**MAULE M-7-235 with an O-540-B4B5**  
Photo Courtesy of North River Air



# MX-7, M-7, M-9 Series Specifications



**MAULE M-9-260 with Observation Window Package**

Photo by Brent Maule



# MAULE MX-7, M-7, M-9 Series Aircraft Specifications

Engine	MX-7 / MXT-7 Series	M-7 / MT-7 & M-9 Series
Lycoming O-360-C1F - 180 HP Carbureted	MX-7-180B, MX-7-180C, MXT-7-180	---
Lycoming O-540-B4B5 - 235 HP Carbureted	---	M-7-235/A/B, M-9-235 Carbureted
Lycoming IO-540-W1A5 - 235 HP Fuel Injected	---	M-7-235/A/B, MT-7-235, M-9-235 Fuel Injected
Lycoming IO-540-V4A5 - 260 HP Fuel Injected	---	M-7-260, MT-7-260, M-9-260 Fuel Injected
Number of Seats	Four	Four (Five - Optional)
Fuel Capacity	85 Gals. (321.76 L)	85 Gals. (321.76 L)
Cabin Width At Shoulder	42 in. (1.07 m) Front Seats	42 in. (1.07 m) Front Seats
Cargo Area with rear seats removed:	Approx. 38 cu. ft. (1.08 cu. m)	Approx. 42 cu. ft. (1.19 cu. m)
<b>Wingspan:</b> 32 ft. 11 in. (10.03 m) All Models except M-7-235/A (33 ft. 8 in.) (10.26 m)	<b>Wing Area:</b> 173.7 sq. ft. (16.14 sq. m) All Models except M-7-235/A	<b>Flap Settings (degrees):</b> -7, 0, 24, 40, 48    MX-7, M-7, M-9 Models -7, 0, 24, 40    MXT-7, MT-7 Models
<b>Aircraft Length:</b> 23 ft. 8 in. (7.21 m) All Models	<b>Aircraft Height:</b> 6 ft. 4 in. (1.93 m) MX-7, M-7, M-9 Models 8 ft. 4 in. (2.54 m) MXT-7, MT-7 Models	<b>Main Gear Track:</b> 6 ft. (1.83 m) Oleo Strut Taildraggers 7 ft. 10 in. (2.39 m) Aluminum Spring Taidraggers 7 ft. 8 in. (2.34 m) Nosewheel Models



# **MX7** SERIES



**MAULE MX-7-180B with O-360-C1F**

Photo by M. Wilkes

- Fun, Easy to Fly, 4 Seat Taildragger STOL Aircraft
- Powered by a 180 hp, Lycoming 4-cylinder engine, for a perfect blend of Performance and Fuel Efficiency
- All MX-7-180 models have an available Auto-Fuel STC for Unleaded Mogas
- Four Doors with a Large ~38 cu. ft. Cargo Area and High Useful Load
- Excellent Aircraft for Any Adventure
- Easily Configured for Various Law Enforcement and Military Missions

# **MXT7** SERIES



MAULE MXT-7-180 with O-360-C1F  
Photo by Brent Maule

- Nosewheel version of the MX-7 series
- Powered by a 180 hp, Lycoming 4-cylinder engine, for a perfect blend of Performance and Fuel Efficiency
- The MXT-7-180 model can be equipped with an available Auto-Fuel STC for Unleaded Mogas
- The Versatile MXT-7-180 has the same ~38 cu. ft. Cargo Area as the MX-7 models
- Used Extensively for Recreation, Flight Training, and Pure Flying Enjoyment



# MX7 & MXT7 SERIES

## MX-7 and MXT-7 Series Aircraft Performance

	Oleo Strut Gear Taildragger	Aluminum Spring Gear Taildragger	Nosewheel
<b>MX7 &amp; MXT7 Models</b>	<b>MX-7-180B</b>	<b>MX-7-180C</b>	<b>MXT-7-180</b>
Engine (Lycoming) (2000 hr. TBO):	O-360-C1F	O-360-C1F	O-360-C1F
Gross Weight	2500 lbs. (1136 kg)	2500 lbs. (1136 kg)	2500 lbs. (1136 kg)
Empty Weight (avg.):	1470 lbs. (667 kg)	1545 lbs. (701 kg)	1565 lbs. (710 kg)
Useful Load (avg.):	1030 lbs. (467 kg)	955 lbs. (433 kg)	935 lbs. (424 kg)
Stall Speed (full flaps / power off / light weight) (IAS)	40 mph (35 kts)	40 mph (35 kts)	40 mph (35 kts)
Take Off, Ground Roll (light weight):	300 ft. (92 m)	300 ft. (92 m)	300 ft. (92 m)
Take Off (light weight) over 50' Obstacle:	700 ft. (214 m)	700 ft. (214 m)	700 ft. (214 m)
Rate of Climb, Initial (light weight):	1000 fpm (5.1 m/s)	1000 fpm (5.1 m/s)	1000 fpm (5.1 m/s)
Landing (light weight) over Obstacle:	900 ft. (274 m)	900 ft. (274 m)	900 ft. (274 m)
Service Ceiling:	15,000 ft. (4572 m)	15,000 ft. (4572 m)	15,000 ft. (4572 m)
Fuel Consumption US Gals. @ 65% Power (avg.):	9 gph (34 lph)	9 gph (34 lph)	9 gph (34 lph)
Cruise (75% power / Opt. Alt.) (TAS):	138 mph (120 kts)	(120 kts)	(120 kts)
Avg. Range with 30 Minute Reserve (65% Power with Standard 85 Gals. Fuel)	1072 Miles (932 NM)	1072 Miles (932 NM)	1072 Miles (932 NM)

Performance Observations are for One Person, 22 Gal. of Fuel, Sea Level, Standard Day Conditions (Do Not Use For Flight Planning) (Performance May Vary Based on Environmental Factors and Pilot Experience)

# **M7** **Oleo Strut Taildragger SERIES** **LONG WING MODELS**



MAULE M-7-235's in Alaska  
Dark Gray MAULE M-7-235 with O-540-B4B5  
Light Gray MAULE M-7-235 with IO-540-W1A5  
Photo courtesy of God's Country Aviation

- Longest Wingspan Available, 33' 8", with a choice of a 126" Flap and 53" Aileron (M-7-235)  
or a 119" Flap and 60" Aileron (M-7-235A)
- Four or Five Seat Taildragger with an Oleo Strut Suspension Main Landing Gear
- Four Cabin and Cargo Doors for Easy Cabin Entry/Exit and Access to its Cavernous 42 Cu. Ft. Cargo Area
- To See the MAULE M-7-235 in Action Click Here: <https://youtu.be/ZITqE68sJi0>





# M7 OLEO STRUT TAILDRAGGER SERIES

## LONG WING MODELS

### MAULE M-7 Series Aircraft Performance

	Oleo Strut Gear Taildragger	Oleo Strut Gear Taildragger
M7 O.S.T. Models <i>LONG WING</i>	M-7-235 / M-7-235A	M-7-235 / M-7-235A
Engine (Lycoming) (2000 hr. TBO):	O-540-B4B5, 235 HP Carbureted	IO-540-W1A5, 235 HP Fuel Injected
Gross Weight	2500 lbs. (1136 kg)	2500 lbs. (1136 kg)
Empty Weight (avg.):	1610 lbs. (730 kg)	1608 lbs. (729 kg)
Useful Load (avg.):	890 lbs. (404 kg)	892 (404 kg)
Stall Speed (full flaps / power off / light weight) (IAS)	40 mph (35 kts)	40 mph (35 kts)
Take Off, Ground Roll (light weight):	250 ft. (76 m)	250 ft. (76 m)
Take Off (light weight) over 50' Obstacle:	600 ft. (183 m)	600 ft. (183 m)
Rate of Climb, Initial (light weight):	1500 fpm (7.6 m/s)	1500 fpm (7.6 m/s)
Landing (light weight) over Obstacle:	900 ft. (274 m)	900 ft. (274 m)
Service Ceiling:	20,000 ft. (6096 m)	20,000 ft. (6096 m)
Fuel Consumption US Gals. @ 65% Power (avg.):	12 gph (45 lph)	11 gph (42 lph)
Cruise (75% power / Opt. Alt.) (TAS):	158 mph (137 kts)	158 mph (137 kts)
Avg. Range with 30 Minute Reserve (65% Power with Standard 85 Gals. Fuel)	920 Miles (800 NM)	920 Miles (800 NM)

Performance Estimations are for One Person, 22 Gal. of Fuel, Sea Level, Standard Day Conditions (Do Not Use For Flight Planning) (Performance May Vary Based on Environmental Factors and Pilot Experience)

# **M7** **OLEO STRUT TAILDRAGGER SERIES** **UNIVERSAL WING MODELS**



MAULE M-7-235B with O-540-B4B5 in Alaska  
Photo courtesy of A. White

- Universal Wingspan, 32' 11", with a 114 5/8" Flap and 60" Aileron with an Available 260 HP Engine
- Four or Five Seat Taildragger with an Oleo Strut Suspension Main Landing Gear
- Four Cabin and Cargo Doors for Easy Cabin Entry/Exit and Access to its Cavernous 42 Cu. Ft. Cargo Area
- These Legendary Bush Models can be Outfitted with Alaskan Bushwheel Tires and Extended Heavy Duty Landing Gear for Backcountry Flying Adventures



# M7 OLEO STRUT TAILDRAGGER SERIES

## UNIVERSAL WING MODELS

### MAULE M-7 Series Aircraft Performance

	Oleo Strut Gear Taildragger	Oleo Strut Gear Taildragger
M7 O.S.T. Models <i>UNIVERSAL WING</i>	M-7-235B	M-7-260
Engine (Lycoming) (2000 hr. TBO):	O-540-B4B5, 235 HP Carbureted / IO-540-W1A5, 235 HP Fuel Injected	IO-540-V4A5, 260 HP Fuel Injected
Gross Weight	2500 lbs. (1136 kg)	2500 lbs. (1136 kg)
Empty Weight (avg.):	1605 lbs. (728 kg) (C.)/ 1603 lbs. (727 kg) (F.I.)	1610 lbs. (730 kg)
Useful Load (avg.):	895 lbs. (406 kg) (C.)/ 897 (407 kg) (F.I.)	890 lbs. (404 kg)
Stall Speed (full flaps / power off / light weight) (IAS)	40 mph (35 kts)	40 mph (35 kts)
Take Off, Ground Roll (light weight):	250 ft. (76 m)	250 ft. (76 m)
Take Off (light weight) over 50' Obstacle:	600 ft. (183 m)	600 ft. (183 m)
Rate of Climb, Initial (light weight):	1500 fpm (7.6 m/s)	1650 fpm (8.4 m/s)
Landing (light weight) over Obstacle:	900 ft. (274 m)	900 ft. (274 m)
Service Ceiling:	20,000 ft. (6096 m)	20,000 ft. (6096 m)
Fuel Consumption US Gals. @ 65% Power (avg.):	12 gph (45 lph) (C.) / 11 gph (42 lph) (F.I.)	14 gph (53 lph)
Cruise (75% power / Opt. Alt.) (TAS):	158 mph (137 kts)	162 mph (141 kts)
Avg. Range with 30 Minute Reserve (65% Power with Standard 85 Gals. Fuel)	920 Miles (800 NM)	800 Miles (695 NM)

Performance Observations are for One Person, 22 Gal. of Fuel, Sea Level, Standard Day Conditions (Do Not Use For Flight Planning) (Performance May Vary Based on Environmental Factors and Pilot Experience)

# MT7

## NOSEWHEEL SERIES



4

MAULE MT-7-235 with IO-540-W1A5  
Photo by Brent Maule

- Same STOL Performance as our other M-7 Models with the Convenience of a Steerable Nosewheel
- Four or Five Seat Trigear Model is Great for Cross Country, but can also be used for Glider Towing
- Like Our Other M-7 Series Aircraft, the MT-7 can be Outfitted with Seaplane or Amphibious Floats
- The Increased Horsepower makes the MT-7 an Ideal High-Altitude SAR, ISR, and EO/IR Platform





## MAULE MT-7 Series Aircraft Performance

	Nosewheel	Nosewheel
MT7 Nosewheel Models	MT-7-235	MT-7-260
Engine (Lycoming) (2000 hr. TBO):	I0-540-W1A5, 235 HP Fuel Injected	I0-540-V4A5, 260 HP Fuel Injected
Gross Weight	2500 lbs. (1136 kg)	2500 lbs. (1136 kg)
Empty Weight (avg.):	1665 lbs. (757 kg)	1696 lbs. (771 kg)
Useful Load (avg.):	835 lbs. (380 kg)	804 lbs. (366 kg)
Stall Speed (full flaps / power off / light weight) (IAS)	40 mph (35 kts)	40 mph (35 kts)
Take Off, Ground Roll (light weight):	250 ft. (76 m)	250 ft. (76 m)
Take Off (light weight) over 50' Obstacle:	600 ft. (183 m)	600 ft. (183 m)
Rate of Climb, Initial (light weight):	1500 fpm (7.6 m/s)	1650 fpm (8.4 m/s)
Landing (light weight) over Obstacle:	900 ft. (274 m)	900 ft. (274 m)
Service Ceiling:	20,000 ft. (6096 m)	20,000 ft. (6096 m)
Fuel Consumption US Gals. @ 65% Power (avg.):	11 gph (42 lph)	14 gph (53 lph)
Cruise (75% power / Opt. Alt.) (TAS):	158 mph (137 kts)	162 mph (141 kts)
Avg. Range with 30 Minute Reserve (65% Power with Standard 85 Gals. Fuel)	1007 Miles (876 NM)	800 Miles (695 NM)

Performance Observations are for One Person, 22 Gal. of Fuel, Sea Level, Standard Day Conditions (Do Not Use For Flight Planning) (Performance May Vary Based on Environmental Factors and Pilot Experience)



## ENHANCED GROSS WEIGHT SERIES



MAULE M-9-235 with IO-540-W1A5  
Photo by Brent Maule

- Legendary MAULE Performance @ 2800 Lbs. GRWT
- A 300 lb. Gross Weight Increase Over M-7 Series
- 235 or 260 HP Workhorse with an Extremely Rugged Wide-Stance Aluminum Spring Gear
- A Useful Load up to 1100+ lbs., plus a Modular Cabin with Quick Removal Seats

Allow for a Variety of Seat/Cargo Configurations:

- Cross-Country Cruiser: Carry 4 Adults plus 100 lbs. of Luggage and Over 4 Hours of Fuel with Reserve.
- Multi-Mission Aircraft: Carry 2 Adults plus 250 lbs. of Equipment and Over 7 hours of Fuel with Reserve.
- Flight Seeing Expedition: Carry 5 Adults and Over 3 Hours of Fuel with Reserve.





# ENHANCED GROSS WEIGHT SERIES

## MAULE M-9 Series Aircraft Performance

M9 Enhanced Gross Weight Model	M-9-235 CARBURETED	M-9-235 INJECTED	M-9-260 INJECTED
Engine (Lycoming) (2000 hr. TBO):	O-540-B4B5, 235 HP Carbureted	I0-540-W1A5, 235 HP Fuel Injected	I0-540-V4A5, 260 HP Fuel Injected
Gross Weight	2800 lbs. (1270 kg)	2800 lbs. (1270 kg)	2800 lbs. (1270 kg)
Empty Weight (Standard Aircraft):	1702 lbs. (771 kg)	1700 lbs. (771 kg)	1708 lbs. (775 kg)
Useful Load (Standard Aircraft):	1098 lbs. (498 kg)	1100 lbs. (499 kg)	1092 lbs. (495 kg)
Stall Speed (full flaps / power off / @ 2800 lbs.) (IAS)	46 mph (40 kts)	46 mph (40 kts)	46 mph (40 kts)
Take Off, Ground Roll (@ 2800 lbs.):	406 ft. (124 m)	406 ft. (124 m)	390 ft. (119 m)
Take Off (@ 2800 lbs.) over 50' Obstacle:	791 ft. (242 m)	791 ft. (242 m)	720 ft. (219 m)
Landing (@ 2800 lbs.) over 50' Obstacle:	900 ft. (274 m)	900 ft. (274 m)	900 ft. (274 m)
Service Ceiling:	20,000 ft. (6096 m)	20,000 ft. (6096 m)	20,000 ft. (6096 m)
Fuel Consumption US Gals. @ 65% Power (avg.):	11 gph (42 lph)	11 gph (42 lph)	14 gph (53 lph)
Cruise (75% power / Opt. Alt.) (TAS):	158 mph (137 kts)	158 mph (137 kts)	162 mph (141 kts)
Avg. Range with 30 Minute Reserve (65% Power with Standard 85 Gals. Fuel)	920 Miles (800 NM)	1007 Miles (876 NM)	800 Miles (695 NM)

Performance Observations are for One Person, 22 Gal. of Fuel, Sea Level, Standard Day Conditions (Do Not Use For Flight Planning) (Performance May Vary Based on Environmental Factors and Pilot Experience)



**MAULE M-7 -260 in the Bahamas**  
Photo courtesy of P. Harding



# MAULE Exterior Colors and Stripe Options




MAULE M-6-235 with IO-540-W1A5 with Custom Stripe Scheme 4  
and Alaskan Bushwheel 31" Tires and 4" Extended Landing Gear

Photo by Brent Maule

# MAULE Exterior Colors

## Base Colors



2001  
Glacier White

Custom Colors  
Available Upon  
Request

## Stripe Colors



2003  
Solar Yellow



2004  
Sunbelt Yellow



2005  
Sunset Orange



2006  
Solar Red



2007  
Plane Red



2008  
Burgundy



2009  
Abaco Green



2010  
Evergreen



2011  
Big Sky Blue



2012  
Twilight Blue



2013  
Midnight Blue



2014  
Kodlak Brown



2015  
Gull Grey



2016  
Black



# MAULE Stripe Options

## Base Colors Available

**Glacier White** (Standard Base Color)

**Sunbelt Yellow** (Optional for an Additional Charge)

**Custom Base Color** (Optional for an Additional Charge)

## Stripe Option 2

Example aircraft shown (Other colors available)\*:

Dune White (Custom Color)\* **Base Color**

Burgundy\* **Upper Stripe**

Twilight Blue\* **Lower Stripe**

Color Coordinated N Number, Shadows, and Logos



## Stripe Option 3

Example aircraft shown (Other colors available)\*:

Glacier White\* **Base Color**

Midnight Blue\* **Upper Stripe**

Gull Gray\* **Center Stripe**

Midnight Blue\* **Lower Stripe**

Midnight Blue\* **Leading Edge of Wing**

Color Coordinated N Number, Shadows, and Logos



\* The Above Color Combinations Are Only Examples.  
You Can Combine Any Available Stripe Colors To Personalize Your Maule.

# MAULE Stripe Options

## Stripe Option 4

Example aircraft shown (Other colors available)\*:

Glacier White\* **Base Color**

Tennessee Red\* **Upper Fuselage and Wings**

Sunbelt Yellow\* **Upper Stripe**

Black\* **Center Stripe**

Gull Gray\* **Lower Stripe**

Color Coordinated N Number, Shadows, and Logos

\*Note – The Upper Stripe is painted over the Base Color, outside of and below the Upper Fuselage Color.



## Classic Three-Stripe Option

Example aircraft shown (Other colors available)\*:

Sunbelt Yellow\* **Base Color**

Midnight Blue\* **Upper Stripe**

Midnight Blue\* **Center Stripe**

Midnight Blue\* **Lower Stripe**

Midnight Blue\* **Leading Edge of Wing**

Color Coordinated N Number, Shadows, and Logos



## Base Colors Available

**Glacier White** (Standard Base Color)

**Sunbelt Yellow** (Optional for an Additional Charge)

**Custom Base Color** (Optional for an Additional Charge)

## Additional Upgrades Available for Stripe Options

- **Leading Edge of Wing Paint Color**  
Available for Stripe Options 1, 2, 3, and Classic Three Stripe
- **Shadow under Registration Numbers (Vinyl)**  
Available for All Stripe Options

\* The Above Color Combinations Are Only Examples.  
You Can Combine Any Available Stripe Colors To Personalize Your Maule.





**MAULE M-7-260 with Stripe Scheme 2**  
on Wipline 3000A Amphibious Floats  
Photo by Brent Maule



**MAULE M-9-235 with Stripe Option 3**  
Flown by Ray Maule for an AOPA Magazine Article  
Photo By Brent Maule





**MAULE M-9-260 with Stripe Option 4**  
on Wipline 3000A Amphibious Floats  
Photo by Brent Maule





**MAULE M-9-235 with Classic Three Stripe Option**

Photo courtesy of M. Sorensen



# MAULE Interior Colors



MAULE M-9-260 with  
Sterling Leather Interior  
Photo by Brent Maule

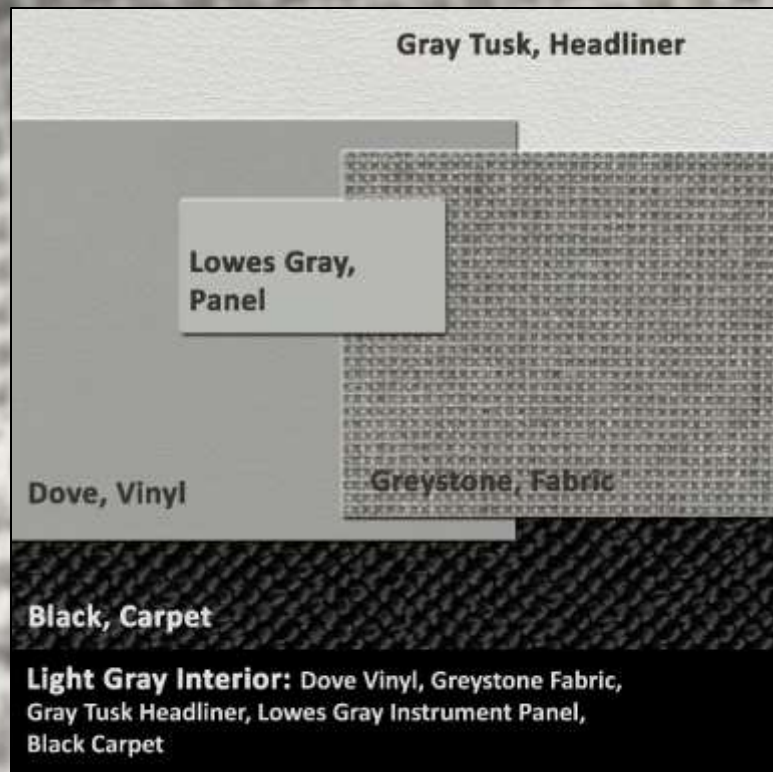
# Standard MAULE Interior (Gray Tones)

Vinyl Seats with Fabric Seating Surfaces or Fabric Seats with Vinyl Piping

Vinyl Side Panels and Trim Pieces

Vinyl Headliner

Carpeted Floorboards





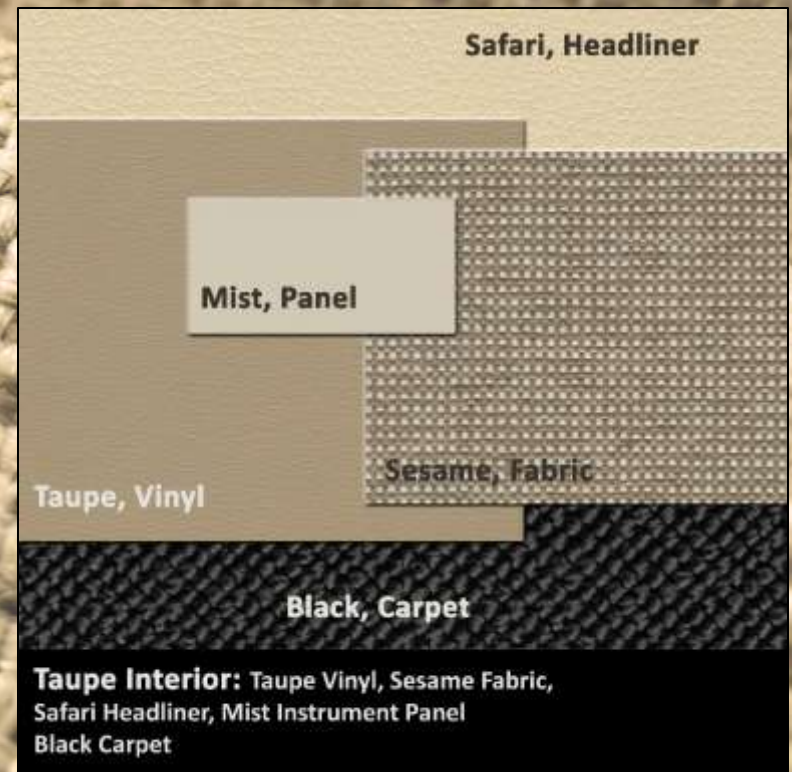
# Standard MAULE Interior (Earth Tones)

Vinyl Seats with Fabric Seating Surfaces or Fabric Seats with Vinyl Piping

Vinyl Side Panels and Trim Pieces

Vinyl Headliner

Carpeted Floorboards



# Leather Seat Upgrades to MAULE Interior

Leather Seat Upgrade to Standard Interior (Gray Tones)

Gray Tusk, Headliner

Lowes Gray,  
Panel



Sterling, Leather

Black, Carpet

**Sterling Leather Interior:** Sterling Leather Seats, Dove Gray Vinyl Side Panels, Gray Tusk Headliner, Lowes Gray Instrument Panel, Black Carpet

Gray Tusk, Headliner

Lowes Gray,  
Panel



Elephant, Leather

Black, Carpet

**Elephant Leather (Gray) Interior:** Black Leather Seats, Gunmetal Vinyl Side Panels, Gray Tusk Headliner, Lowes Gray Instrument Panel, Black Carpet

Gray Tusk, Headliner

Lowes Gray,  
Panel



Black, Leather

Black, Carpet

**Black Leather (Gray) Interior:** Black Leather Seats, Black Vinyl Side Panels, Gray Tusk Headliner, Lowes Gray Instrument Panel, Black Carpet



# Leather Seat Upgrades to MAULE Interior

Leather Seat Upgrade to Standard Interior (Earth Tones)

Safari, Headliner

Mist, Panel



Khaki, Leather

Black, Carpet

**Khaki Leather Interior:** Khaki Leather Seats, Taupe Vinyl Side Panels, Safari Headliner, Mist Instrument Panel, Black Carpet

Safari, Headliner

Mist, Panel



Elephant, Leather

Black, Carpet

**Elephant Leather (Safari) Interior:** Elephant Leather Seats, Gunmetal Vinyl Side Panels, Safari Headliner, Mist Instrument Panel, Black Carpet

Safari, Headliner

Mist, Panel



Black, Leather

Black, Carpet

**Black Leather (Safari) Interior:** Black Leather Seats, Black Vinyl Side Panels, Safari Headliner, Mist Instrument Panel, Black Carpet





**MAULE M-9-235 on ABI 31" Tires**  
Photo courtesy of Backcountry Aviation



# MAULE OPTIONS AND ACCESSORIES

Some fly for work, play, or a combination of both...

And others fly for adventure, freedom, or discovery...

For whatever reason you fly, there is *MAULE...It's Why You Fly.*

Authentic MAULE Options and Accessories let you tailor your new MAULE  
for your unique mission.



MAULE M-7-235B with O-540-B4B5

Photo by Brent Maule





# Landing Gear Options and Upgrades

M-7-235B with 0-540-B4B5  
with Wipline 3000 Floats  
being installed in Alaska  
Photo courtesy of A. White



# Tires & Tow Bars

ABI-3200 Tailwheel must be purchased directly from **Alaska Gear Company**, (907) 331-4480 / [www.alaskagearcompany.com](http://www.alaskagearcompany.com) and Installed Post-Production, Under FAA 337 Approval, After the Aircraft is Licensed.



MAULE M-7-235A on a sandbar  
Photo courtesy of Backcountry Aviation

## Tow Bar for Tailwheel Models

A collapsible tow bar that can be stored under the passenger seat



## Optional Tires and Tubes

- 8.00x6 : All Taildragger Models
- 8.50x6 : Oleo Strut Taildragger Models

## Alaskan Bushwheel™ ABI-3200 Tailwheel Assembly

MX-7 & M-7 Taildragger models only, N/A on M-9 models

- Dual Fork Tailwheel
- Replaces Standard Tailwheel



## Tow Bar for Nosewheel Models





# Backcountry Gear Set with 31" Tires for Oleo Strut Models

Alaskan Bushwheel Packages must be purchased directly from Alaska Gear Company, (907) 331-4480 / [www.alaskagearcompany.com](http://www.alaskagearcompany.com), and installed Post-Production, Under FAA 337 Approval, After the Aircraft is Licensed.



MAULE MX-7-180B with ABI 31" Tires and  
4" Extended Landing Gear

Photo courtesy of Brent Maule


## Alaskan Bushwheel™

### ABI-3200B

### Tailwheel Assembly

(MX-7 & M-7 Taildragger models only) N/A on M-9 models

- This tailwheel assembly comes complete with a wide fork & "Baby Bushwheel". It is STC/PMA'd.



## Alaskan Bushwheel™ 31" x 13" x 6" Bushwheel Tires

### Alaskan Bushwheel™ 4" Extended MAULE Gear Kit

- 4" Extended Landing Gear
- 2" Axle forward





# Backcountry Gear with 35" Tires for Oleo Strut Models

Alaskan Bushwheel Packages must be purchased directly from **Alaska Gear Company**, (907) 331-4480 / [www.alaskagearcompany.com](http://www.alaskagearcompany.com), and installed Post-Production, Under FAA 337 Approval, After the Aircraft is Licensed.



MAULE M-7-235 with ABI 35" Tires and  
4" Extended Landing Gear

Photo courtesy of God's Country Aviation

## Alaskan Bushwheel™ 35" x 15" x 10" Bushwheel Tires and 10" x 6.5" Wheel Assembly

### Alaskan Bushwheel™ 4" Extended MAULE Gear Kit

- 4" Extended Landing Gear
- 2" Axle forward



### Alaskan Bushwheel™

#### ABI-3200B Tailwheel Assembly

MX-7 & M-7 Oleo Gear Models Only

This tailwheel assembly comes complete with a wide fork & 'baby' Bushwheel.





# Seaplane and Amphibious Float Options

Floats Must Be Purchased Directly from the Manufacturer and Installed Post-Production After the Aircraft is Licensed.

Aqua Float Co., (352) 636-4379 / [www.aquafloat.com](http://www.aquafloat.com)

Wipaire, Inc., (651) 451-1205 / [www.wipaire.com](http://www.wipaire.com)

## Seaplane Floats

### Aqua 2200 Seaplane Floats

Approved on MX(T)-7-180 models

### Aqua 2400 Seaplane Floats

Approved on M(T)-7 models

### Wipline 2350 Seaplane Floats

Approved on MX(T)-7-180 models

### Wipline 3000 Seaplane Floats

Approved on M(T)-7 models

## Amphibious Floats

### Wipline 2350A Amphibious Floats

Approved on MX(T)-7-180 models

### Wipline 3000A Amphibious Floats

Approved on M(T)-7 models



MAULE M-7-235B on Aqua 2400 Seaplane Floats in the Bahamas

Photo courtesy of P. Harding / Safari Seaplanes

## Seaplane and Amphibious Float Kit and Options

### Seaplane Prep Kit

Includes Dual Tail Struts and Lift Rings and Fairings  
(Requires Use of Ventral Fin and Appropriate Seaplane Fitting Kit)

### Seaplane Fitting Kit for Oleo Strut Gear Taildragger Models (Specify Make/Model of Float)

Includes Aft Attach Points (Weld-In) Float Fittings, Aft Bolt-On Float Fittings, Wire Pulls for Aft Bolt-On Float Fittings

### Seaplane Fitting Kit for Aluminum Spring Gear Taildragger Models

(Specify Make/Model of Float)

Includes Aft Attach Points (Weld-In) Float Fittings, Aft Bolt-On Float Fittings, Wire Pulls for Aft Bolt-On Float Fittings, Forward Float Fitting Adapters

### Seaplane Fitting Kit for Nosewheel Models (Specify Make/Model of Float)

Includes Aft Attach Points (Weld-In) Float Fittings, Aft Bolt-On Float Fittings, Wire Pulls for Aft Bolt-On Float Fittings, Float Adapter Kit

### Ventral Fin

Required for Float Operations / Specify Make/Model of Float

### Stainless Steel Kit

Includes SS Bolts, Control Cables, and Hinge Pins Where Approved

### Installation of Wipline Amphibious Floats

Installation performed by MAULE FLIGHT, INC.,  
(229) 985-6197 / [www.mauleflight.com](http://www.mauleflight.com)

### Shipping of Floats to MAULE FLIGHT, INC., (229) 985-6197 / [www.mauleflight.com](http://www.mauleflight.com) for Installation



# Ski Options

Ski Purchase and Install Contracts are made directly between the Customer and Trick Air or Aero Ski Mfg. and are separate from this Aircraft and Options Purchase Agreement. Prices must be confirmed with **Aero Ski Mfg.**, +1 (320) 346-2285 Ph. / [www.aeroskimfg.com](http://www.aeroskimfg.com) or **TrickAir**, +1 (612) 930-7647 Ph. / [www.trickair.com](http://www.trickair.com) at the time of contract, and they must be purchased directly from the manufacturer and installed post-production after the aircraft is licensed.



**MAULE MX-7-180B**

on Aero Ski Mfg. R2800 Retractable Skis

**Aero Ski Manufacturing: M2000 Skis, M3000H Skis, R2800 Retractable Skis**

**TrickAir: ALPINE - 3000 Series Skis**



**MAULE M-7-235 on Skis in Alaska**  
Courtesy of North River Air



# 80" Diameter McCauley 3 Blade Propeller

Optional Equipment for M-7-235/A/B and MT-7-235 Models Powered by the Lycoming O-540-B4B5 & IO-540-W1A5 Engines



Standard Equipment on M-7-260, MT-7-260, and All M-9 Models





# Additional Upgrades and Accessories

Camping at EAA Airventure in  
Oshkosh, WI  
Photo courtesy of Russell Armstrong



# Additional Upgrades and Accessories

## Fifth Seat with 3-Point Shoulder Harness

In cargo area M(T)-7 / M-9 Only, Leather Optional

## Ground Service Plug

Connection to your battery enabling you to easily trickle charge or boost your battery with the supplied adapter

## Glider Tow Release Kit from Tost Flugzeuggerätebau

Kit includes the required Dual Tail Struts (Available on most models)

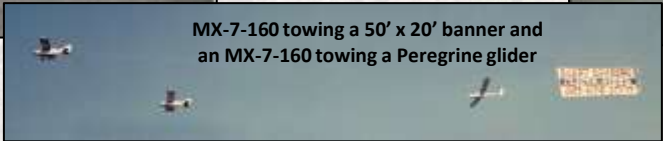
The Tost Glider Tow Release Kit can be used for glider towing and banner and aerial billboard towing with your MAULE.

## Oregon Aero Seat Cushion System


We offer the Oregon Aero Seat Cushion System for the highest comfort level in the Maule Pilot & Copilot Seats.

The specially contoured Visco-elastic foam seat cushion is shaped for a proper lumbar curve and works with your body heat to provide even pressure distribution. This seat cushion is purpose-built by Oregon Aero and designed specially for the Maule Pilot Seats. You will be amazed at the comfort this seating system offers.

(Shown with Optional Leather Interior)



MX-7-160 towing a 50' x 20' banner and an MX-7-160 towing a Peregrine glider





# Interior Utility Enhancements

## Split Rear Passenger Sling Seat

Upgrade your removable rear passenger seat with a split sling seat. This allows you to remove and retain one-half of the seat to carry a passenger plus long cargo items.



## Carbon Fiber Interior Upgrade

Upgrade the floorboards and interior side panels of your MAULE with Carbon Fiber for significant Weight Savings, and *Cool Factor*.



Full Carbon Fiber Side Panels and Carbon Fiber/Foam Core Floorboards Reduce the Empty Weight of the Aircraft Up To 17 lbs. for Enhanced Performance.

FAA Certified and Available on All Models.





# Swing-Up "Seaplane" Doors

Available on All Models



The new **MAULE Swing-Up "Seaplane" Doors** pivot up and out of the way, offering full access to the pilot and copilot seats. This design removes the wedge between the wing struts and fuselage caused by traditional forward-hinged doors and retains the Swing-Out Window and Observation Window. This option is available for both the Pilot and Copilot Doors.

MAULE M-9-260  
with Swing-Up Seaplane Doors



# 4 Point Shoulder Harness and Vortex Generators

## 4 Point Shoulder Harness Set

Lift Lever Buckle with Overhead Inertial Reel Pilot & Copilot Seats

Available on All Models



## Vortex Generators from Micro Aerodynamics, Inc.

Installed on the Wing Leading Edge and Under Horizontal Stabilizer

Available on All Models

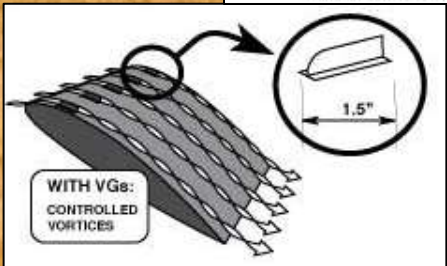
The Micro Aerodynamics Vortex Generators installed on your Maule can reduce stall speed, improve aileron response, and reduce landing and takeoff roll. The kit consists of 60 contoured vortex generators mounted on the wings and 24 VG's mounted under the horizontal stabilizers.\* The VG's are painted in colors that either match or complement your wing and stabilizer colors.

\*Information and image courtesy of Micro Aerodynamics, Inc.©



	WITHOUT VGs	WITH VGs	% REDUCTION
FLAPS UP:	60 mph	52 mph	13%
FLAPS FULL:	45 mph	43 mph	4%

CALIBRATED AIRSPEEDS FROM M7-420AC  
FULL GROSS WEIGHT; FULL FORWARD CG





# Custom Avionics Packages



Each MAULE aircraft is custom-built to your unique needs and desires for the ultimate S.T.O.L. airplane, and your avionics should be no different. We can connect you with top avionics installers who will tailor an avionics suite to meet your specific requirements or enjoy the freedom to have your local radio shop do a custom panel built just for you.



# Become a Part of the MAULE Family







Maule and All Homecoming Fly-In at MAULE AIR, INC. in Moultrie, GA



Lone Star Maule Roundup in Llano, Texas



# ***Your Greatest Adventures Await...***

To Purchase a New Maule, Contact **BRENT MAULE**

**MAULE AIR, INC., 2099 GA Hwy. 133 South,  
Moultrie, GA 31788**

**(229) 985-2045 Ext. 1: Aircraft Sales**

**[brent.maule@mauleairinc.com](mailto:brent.maule@mauleairinc.com)**

**<http://www.mauleairinc.com>**

